



RANGE TRAILER BRAKES MEI



4W1000
Meritor: 21229249
Hole Centres:
115 / 127 / 140 /
153 / 205
Axle: L & R



4W1445
Faymonville: 347157
Hole Centres:
150 / 180
Axle: L & R




4W1465
Langendorf: 1290393
Hole Centres:
125 / 150
Axle: L & R



6Y1550
Gigant 11t Axle: 9319434
Hole Centres:
105 / 125 / 135 /
150 / 165 / 180 / 250
Axle: L & R





6Y1570
Gigant 9t Axle: 9319439
Hole Centres:
105 / 120 / 135 / 150 /
165 / 180
Axle: L & R

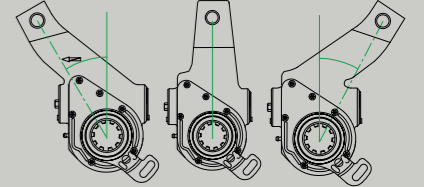


6Y1690
Gigant Low Loader: 9319442
HoleCentres:
150 / 180 / 203
Axle: R

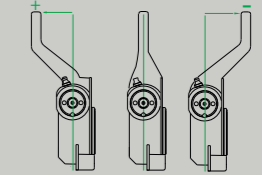


6Y1695
Gigant Low Loader: 9319441
Hole Centres:
150 / 180 / 203
Axle: L

 All slack adjusters have 10 teeth on the worm wheel.
 The clevis bush on these slack adjusters has a 14mm internal diameter.



The housing can be straight or inclined.
The housing can be straight or offset.



To See The Full Range: www.meibrakes.com
Contact Us: sales@meibrakes.com

ASA KBA: 61251 / SASA KBA: 61325 & 61366
Manufacturers part numbers are used for cross reference purposes only and do not imply anything about the origin or manufacturer of the product.



4W1030
SAF: 4175024900
Hole Centres:
105 / 125 / 140 /
155 / 180 / 250
Axle: L & R



6Y1515
SAF: 4175024900
Hole Centres:
120 / 135 / 150 /
165 / 180 / 250
Axle: L & R




6Y1595
SAF: 4175032500
Hole Centres:
127 / 140 / 152



6Y1600
SAF: 4175032600
Hole Centres:
127 / 140 / 152



6Y1605
SAF: 4175037400
Hole Centres:
105 / 127 / 140 /
152 / 178
Axle: L & R



6Y1620
SAF: 4175032800
Hole Centres:
127 / 140 / 152



6Y1645
SAF: 4175032700
Hole Centres:
127 / 140 / 152



6Y1640
SAF: 4175037500
Hole Centres:
105 / 127 / 140 /
152 / 165 / 178
Axle: L & R



4W1125
BPW:
Hole Centres:
125 / 150 / 180 /
210
Axle: L & R



6Y1500
BPW: 0517482212
Hole Centres:
120 / 135 / 150 /
165 / 180 / 250
Axle: L & R



6Y8001
BPW S: 0517482633
BPW K: 0557482873
Hole Centres:
120 / 135 / 150 /
165 / 180 / 215 / 250
Axle: L & R



6Y8011
BPW S: 0517482213
BPW K: 0557482433
Hole Centres:
120 / 135 / 150 /
165 / 180 / 215 / 250
Axle: L & R



6Y8021
BPW S: 0517482443
BPW K: 0557483083
Hole Centres:
120 / 135 / 150
165 / 180
Axle: L & R



6Y8031
BPW S: 0517482673
BPW K: 0557483013
Hole Centres:
120 / 135 / 150
165 / 180
Axle: L & R



6Y8071
BPW S: 0517488513
BPW K: 0557488223
Hole Centres:
120 / 135 / 150
165 / 180
Axle: L & R



6Y8132
BPW S: 0517488813
BPW K: 0557488273
Hole Centres:
150 / 165 / 180



6Y8133
BPW S: 0517488823
BPW K: 0557488273
Hole Centres:
150 / 165 / 180

FOR THE LONG HAUL



MEI BRAKES TRUCK RANGE



4W2070

MAN: 81506106211
Spline: 26
Hole Centre: 145
Axle: L
Offset: -56
Inclination: + 4

4W2075

MAN: 81506106210
Spline: 26
Hole Centre: 145
Axle: R
Offset: +56
Inclination: + 4



6Y6620

MAN: 81506106263
Spline: 26
Hole Centre: 145
Axle: L
Offset: -56
Inclination: + 15

6Y6625

MAN: 81506106266
Spline: 26
Hole Centre: 145
Axle: R
Offset: +56
Inclination: + 15



6Y6630

MAN: 81506106261
Spline: 26
Hole Centre: 145
Axle: L
Offset: -56
Inclination: -5

6Y6660

MAN: 81506106262
Spline: 26
Hole Centre: 145
Axle: R
Offset: +56
Inclination: -5



6Y6725

MAN: 81506106259
Spline: 26
Hole Centre: 145
Axle: L
Offset: +37
Inclination: +34

6Y6730

MAN: 81506106260
Spline: 26
Hole Centre: 145
Axle: R
Offset: -37
Inclination: +34



6Y6500

MERCEDES: 9454200238
Spline: 26
Hole Centre: 145
Axle: L
Offset: -56
Inclination: + 15

6Y6505

MERCEDES: 9454200338
Spline: 26
Hole Centre: 145
Axle: R
Offset: +56
Inclination: + 15


6Y6510

MERCEDES: 9454200038
Spline: 26
Hole Centre: 145
Axle: L
Offset: +37
Inclination: + 34



6Y6515

MERCEDES: 9454200138
Spline: 26
Hole Centre: 145
Axle: R
Offset: -37
Inclination: + 34



6Y6875

MERCEDES: 9604200138
Spline: 26
Hole Centre: 145
Axle: L
Offset: -37
Inclination: + 34



6Y6880

MERCEDES: 9604200038
Spline: 26
Hole Centre: 145
Axle: R
Offset: +37
Inclination: + 34



6Y6540

MERCEDES: 9454200438
Spline: 26
Hole Centre: 145
Axle: R
Offset: +56
Inclination: + 15

6Y6545

MERCEDES: 9454200938
Spline: 26
Hole Centre: 145
Axle: L
Offset: -56
Inclination: + 34


4W2220

Scania: 1789561
Axle: L / Spline: 10
Hole Centre: 165
Offset: +25
Inclination: -42
Control Arm Angle: 308



4W2260

Scania: 1789562
Axle: / Spline: 10
Hole Centre: 165
Offset: -25
Inclination: -42
Control Arm Angle: 308



4W4845

Scania: 2076829
Axle: L / Spline: 10
Hole Centres: 165
Offset: +25
Inclination: -42
Control Arm Angle: 297



4W4850

Scania: 2076829
Axle: R / Spline: 10
Hole Centres: 165
Offset: -25
Inclination: -42
Control Arm Angle: 297




4W2735

Scania: 1789567
Axle: R / Spline: 10
Hole Centres: 165
Offset: -65
Inclination: 0
Control Arm Angle: 85



4W2740

Scania: 1789568
Axle: L / Spline: 10
Hole Centres: 165
Offset: +65
Inclination: 0
Control Arm Angle: 85



4W4835

Scania: 2261825
Axle: R / Spline: 10
Hole Centres: 165
Offset: -65
Inclination: -8
Control Arm Angle: 70

4W4840

Scania: 2261826
Axle: L / Spline: 10
Hole Centres: 165
Offset: +65
Inclination: -8
Control Arm Angle: 70

FOR THE LONG HAUL



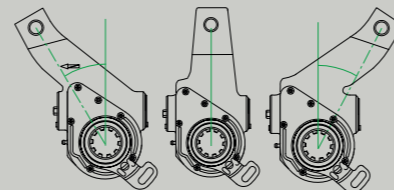
The slack adjusters can have 10 or 26 teeth on the worm wheel.



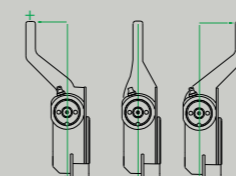
The clevis bush can have a 14mm or 16mm internal diameter.



The housing can be straight or inclined.



The housing can be straight or offset.



To See The Full Range: www.meibrakes.com
Contact Us: sales@meibrakes.com

ASA KBA: 61251 / SASA KBA: 61325

Manufacturers part numbers are used for cross reference purposes only and do not imply anything about the origin or manufacturer of the product.